

Standex Easy Stopper U1050

Standex Easy Stopper U1050 is a universal polyester coarse and fine stopper with high vertical stability.

- Can also be used as a spot filler.
- High vertical stability.
- Easy to sand.
- Universal coarse and fine polyester stopper.



The Art of Refinishing.

Standex Easy Stopper U1050

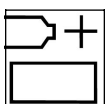
Product preparation - application STANDARD



It is strongly recommended to use appropriate personal protection equipment during application to avoid respiratory, skin and eye irritation.



Bare steel sanded and cleaned
Galvanised steel or soft aluminium sanded and cleaned.
Old or original paintwork well sanded and cleaned.
Surfaces pretreated with 2K polyester products and then finely sanded and cleaned.
Glass fibre reinforced polyester substrates, free of release agents, sanded and cleaned.



Stopper	Hardener
Weight	Weight
100	2
U1050	BPO BLUE BPO RED HARD PASTE U1120 B HARD PASTE U1120 R



Pot life at 20°C: 4 min - 5 min




Apply smooth film immediately after mixing, avoiding air entrapment.



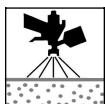
	BPO BLUE/RED / U1120 B / U1120 R
20 °C	15 min - 20 min



Guideline for short wave IR equipment
Half power: 2 - 3 min



Coarse sand P80 - P120
Final sand P180 - P240



Standex Polyester Spray Filler U1100 (except on galvanised steel)
Primer
Primer-Surfacer
Filler

VOC compliant

2004/42/IIB(b)(250) 150: The EU limit value for this product (product category: IIB(b)) in ready to use form is maximum 250 g/l of VOC. The VOC content of this product in ready to use form is maximum 150 g/l.

Standex Easy Stopper U1050

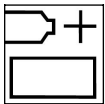
Products

Standex Easy Stopper U1050

BPO Hardener Paste Blue
BPO Hardener Paste Red
STANDOX HARDENER PASTE, BLUE
STANDOX HARDENER PASTE, RED

Product mix

The choice of hardener and Thinner should be made according to application temperature and size of repair.



U1120 red / BPO red	Standard hardener paste for dedicated Standox Polyester Stoppers.
U1120 blue / BPO	Recommended for dedicated Standox Polyester Stoppers. Mainly used at higher application temperature.

Clean after use with a suitable solventbased cleaning thinner.



Remarks

- Do not add more hardener than recommended to avoid bleeding and spot marking.
- Do not apply over 1K primer, etch primer or thermoplastic acrylic finishes.
- Do not wet sand.
- Reaction temperature should be at least +5°C.

Consult Safety Data Sheet prior to use. Observe the precautionary notices displayed on the container.

All other products referred to in the refinish build up are from our Standox product range. System properties will not be valid when the related material is used in combination with any other materials or additives which are not part of our Standox product range, unless explicitly indicated otherwise.

For professional use only! The information provided in this documentation has been carefully selected and arranged by us. It is based upon our best knowledge on the subject at the date of issuance. The Information is given for information purposes only. We are not liable for its correctness, accuracy and completeness. It is up to the user to check the information with regard to up-to-dateness and suitability for his intended purpose. The intellectual property in this Information, including patents, trademarks and copyrights, is protected. All rights reserved. The relevant Material Safety Data Sheet and Warnings displayed on the product label need to be observed. We may modify and/ or discontinue operation of all or portions of this Information at any time in our sole discretion, without notice and assume no responsibility to update the Information. All rules set forth in this clause shall apply accordingly for any future changes and amendments.

