

Standocryl VOC Platinum Clear K9570



Standocryl VOC Platinum Clear K9570 addresses customers' requests for a VOC-compliant, hard-wearing clearcoat. Thanks to its special elasticity, even carwash bristles are no longer a problem with this highly mechanical- and chemical-resistant paint. The so-called "reflow" effect means that, under the influence of heat, the paint flows together again after light scratches and so covers small damage. Standocryl VOC Platinum Clear is appreciated not only by refinishers, but also by renowned car manufacturers who have approved it for repair and warranty work. It can be quickly and reliably applied by a professional refinisher and doesn't require much polishing, which makes it ideally suited for touch-ups, among other things.

- Application in a single spray process (One Visit Application).
- Suitable for approval repairs.
- Special VOC-compliant clearcoat with reflow effect to protect it from carwashes.
- Scratch-resistant high gloss for clear-over-base systems.
- Extremely high mechanical and chemical resistance.
- Forced oven drying: 25-35 minutes at 60°C-65°C object temperature.
- VOC compliant.

The bodyguard.



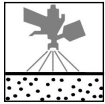
The Art of Refinishing.

Standocryl VOC Platinum Clear K9570

Product preparation - application STANDARD - VOC

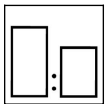


It is strongly recommended to use appropriate personal protection equipment during application to avoid respiratory, skin and eye irritation.



Standoblue Basecoat / Standohyd Plus Basecoat: Surfaces must be dried / flashed-off in accordance with TDS before application

Existing finishes: Surfaces must be sanded and degreased before application



Clear		Hardener	
Volume	Weight	Volume	Weight
3	100	1	38
K9570		VOC 20-25 VOC 30-40	

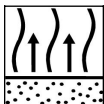
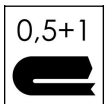


Pot life at 20°C: 1 hr 20 min - 1 hr 40 min



	Spray nozzle	Spray pressure	
Compliant	1.3 - 1.4	1.8 - 2.2 bar	inlet pressure
HVLP	1.3 - 1.4	0.7 bar	atomisation pressure

see manufacturer's instructions



0.5 + 1
1 operation
1st: thin and closed
2nd: normal

with intermediate flash-off: 0 min - 2 min
final flash-off: 5 min - 10 min



	VOC 20-25	VOC 30-40
20 °C	12 hr - 16 hr	12 hr - 16 hr
60 - 65 °C	25 min - 30 min	30 min - 35 min



Guideline for short wave IR equipment
Half power: 5 min
Full power: 10 - 15 min

VOC compliant

2004/42/IIB(d)(420) 420: The EU limit value for this product (product category: IIB(d)) in ready to use form is maximum 420 g/l of VOC. The VOC content of this product in ready to use form is maximum 420 g/l.

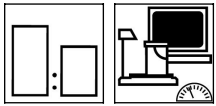
Standocryl VOC Platinum Clear K9570

Products

Standocryl VOC Platinum Clear K9570

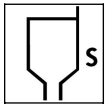
Standox Hardener VOC 20-25
Standox Hardener VOC 30-40

Product mix



Mixing ratios with special agents are available in the productmix table on Standwin IQ and in the specific TDS.
The choice of hardener and Thinner should be made according to application temperature and size of repair.

VOC 20-25	Medium hardener suitable for panel and multi panel repairs. Recommended for application temperature of 20-25°C.
VOC 30-40	Non-accelerated slow hardener suitable for medium to large size repairs. Recommended for use in hot climates e.g. 30-40°C.



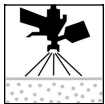
ISO 4: 41 - 49 s at 20°C
DIN 4: 17 - 19 s at 20°C



45 - 55 µm

Theoretical coverage

485 - 490 m²/l at 1 micron dry film thickness
Due to different hardener characteristics and different mixing ratios of the ready-to-use mixture in some TDS versions, the theoretical coverage calculation may vary.
Note: The practical material consumption depends on several factors, e.g. geometry of the object, surface formation, application method, spray gun setting, inlet pressure, etc.



Standocryl VOC Platinum Clear K9570 can be overcoated with itself within 24 hours, without intermediate sanding



Clean after use with a suitable solventbased guncleaner.

Remarks

- Material has to be at room temperature (18-25°C) before use.
- Allow additional time for preheating up to panel temperature.
- Surplus ready for use material should not be returned to original can.
- Close can of hardener tightly immediately after use, as this product will react with humid air and water and lose its hardening effect.
- In countries without VOC legislation Standox Basecoat can be used as well.
- Application only with Standox Hardener VOC 30-40 or Standox Hardener VOC 20-25.
- Do not use Standocryl VOC Platinum Clear K9570 with Standox Plasticiser 5660 or Standox Special Matt 5630 as properties will be negatively changed.

Standocryl VOC Platinum Clear K9570

BLENDING / POLISHING

On original finishes of higher scratch resistance (e.g. Mercedes Benz/PSA).

Special notes:

Do not blend areas which are directly visible (no horizontal areas such as hood or roof etc.).

Pretreatment:

Sand the total fade out area carefully with a dual action sander with a fine finishing disc, e.g. 3M Trizact Fine P3000 3M 50076.

150 mm (optional for small areas with 75mm disc).

Before spraying, small dust inclusions may be sanded with Trizact microfine sanding disc.

Coating:

Mix Standocryl VOC Platinum Clear K9570 according to TDS.

a) Spray the repair area with ready-for-use clear coat.

b) Fade out neat Standox Smart Blend Plus into the adjacent old paintwork. Remain inside the sanded area!

Drying:

Low bake for 30 – 35 minutes at +60 – 65–C metal temperature.

Followed by at least 12 minutes IR drying (short wave) at 100%.

After cooling 1 – 3 hours:

Sand the entire area with random orbital sander and fine finishing disc, e.g. 3M Trizact P3000 Art.50076. Pay special attention to the fade out area (see "clear coat" b).

Level the transition visible after sanding with a medium or fast cut polish compound, e.g. 3M 80349 Extra fine plus, resp. 3M Fast cut Plus 50417, or Farecla G3 Ultra. Adequate sanding must be guaranteed.

Polishing:

a) Polish using a polishing machine (medium speed) and a small amount of polish compound on the recommended foam pad (see polish brand recommendations). For example: use 3M 50417 with foam pad 50487 (green), for best performance don't mix up several polish systems / brands. Follow the direction of rotation of the machine, and do not polish against the edge.

b) If necessary to remove a haze from the surface, polish again (medium to high speed) using a finer compound e.g. 3M Perfect-it III Extra Fine Plus Compound 80349 with matching orange foam pad

c) Wipe off any wax and oil with 3M Finish Control Spray 55535 or Standox Silicone Remover to find out if it is necessary to work on the surface again.*

d) To remove swirls, and for surface protection, polish again using a (random) polishing machine and a fine polish compound like 3M 50383 Anti Hologram, or Farecla G3 fine. Use the matching soft foam pad.

If the finish is still not satisfactory, the entire polishing process may be repeated if necessary.

*Other polishing compounds or products from other manufacturers of polishing compounds may also be used. Please observe their instructions.

Consult Safety Data Sheet prior to use. Observe the precautionary notices displayed on the container.

All other products referred to in the refinish build up are from our Standox product range. System properties will not be valid when the related material is used in combination with any other materials or additives which are not part of our Standox product range, unless explicitly indicated otherwise.

For professional use only! The information provided in this documentation has been carefully selected and arranged by us. It is based upon our best knowledge on the subject at the date of issuance. The Information is given for information purposes only. We are not liable for its correctness, accuracy and completeness. It is up to the user to check the information with regard to up-to-dateness and suitability for his intended purpose. The intellectual property in this Information, including patents, trademarks and copyrights, is protected. All rights reserved. The relevant Material Safety Data Sheet and Warnings displayed on the product label need to be observed. We may modify and/ or discontinue operation of all or portions of this Information at any time in our sole discretion, without notice and assume no responsibility to update the Information. All rules set forth in this clause shall apply accordingly for any future changes and amendments.

