

# Standofleet 2K HS Plus Clear K9360



**Standofleet is the modular paint system for commercial vehicles that complies with the strict VOC limits of the European Union. The new Standofleet 2K HS Plus Clear K9360 is ideal for commercial vehicle superstructures with rivets, ladders and cables. Due to its excellent vertical stability, sagging can be avoided in these critical areas. It can also help to protect against unwanted graffiti.**

- Good anti-graffiti properties.
- Suitable for application in a single spray process (One Visit Application).
- High mechanical and chemical resistance.
- Excellent stability.



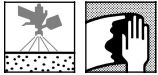
**The Art of Refinishing.**

# Standofleet 2K HS Plus Clear K9360

## Product preparation - application STANDARD



It is strongly recommended to use appropriate personal protection equipment during application to avoid respiratory, skin and eye irritation.



Standofleet 2K Topcoats: Surfaces must be sanded and degreased before application  
Standoblue Basecoat / Standohyd Plus Basecoat: Surfaces must be dried / flashed-off in accordance with TDS before application



Clear		Hardener		Thinner	
Volume	Weight	Volume	Weight	Volume	Weight
2	100	1	51	0 - 5 %	0 - 7
K9360		4210 (FLT FAST)		5110 (FLEET FAST)	
		4220 (FLT STAND)		5120 (FLEET THINNER)	
		4230 (FLT SLOW)		5130 (FLEET SLOW)	
		4240 (FLT XSLOW)		5140 (FLEET EXTRA SLOW)	

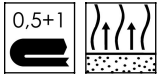


Pot life at 20°C: 1 hr 30 min



	Spray nozzle	Spray pressure	
Compliant	1.3 - 1.5	1.8 - 2.2 bar	inlet pressure
HVLP	1.3 - 1.5	0.7 bar	atomisation pressure
Membrane pump	1.1	2.5 - 3 bar	atomisation pressure
Membrane pump	1.1	0.8 - 1.3 bar	material pressure

see manufacturer's instructions



0.5 + 1  
1 operation  
1st: thin and closed  
2nd: normal

with intermediate flash-off: 0 min - 2 min  
before bake: 10 min - 15 min

2 coats intermediate and final flash-off: 10 min - 15 min



	4210/4220/4230/4240
20 °C	12 hr - 16 hr
60 - 65 °C	30 min - 40 min



Guideline for short wave IR equipment  
Full power: 15 - 20 min

VOC compliant

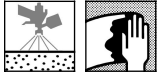
2004/42/IIB(d)420: The EU limit value for this product (product category: IIB(d)) in ready to use form is maximum 420 g/l of VOC. The VOC content of this product in ready to use form is maximum 420 g/l.

# Standofleet 2K HS Plus Clear K9360

## Product preparation - application STANDARD - HS



It is strongly recommended to use appropriate personal protection equipment during application to avoid respiratory, skin and eye irritation.



Standofleet 2K Topcoats: Surfaces must be sanded and degreased before application  
Standoblue Basecoat / Standohyd Plus Basecoat: Surfaces must be dried / flashed-off in accordance with TDS before application



Clear		Hardener		Thinner	
Volume	Weight	Volume	Weight	Volume	Weight
3	100	1	36	10 - 15 %	11 - 17
K9360		4110 (FLEET HS FAST) *		5110 (FLEET FAST)	
		4120 (FLEET HS)		5120 (FLEET THINNER)	
		4130 (FLEET HS SLOW)		5130 (FLEET SLOW)	

\* Matt gloss levels 4:1+15%



Pot life at 20°C: 1 hr 30 min



	Spray nozzle	Spray pressure	
Compliant	1.3 - 1.5	1.8 - 2.2 bar	inlet pressure
HVLP	1.3 - 1.5	0.7 bar	atomisation pressure
Membrane pump	1.1	2.5 - 3 bar	atomisation pressure
Membrane pump	1.1	0.8 - 1.3 bar	material pressure

see manufacturer's instructions



0.5 + 1

1 operation

1st: thin and closed

2nd: normal

with intermediate flash-off: 0 min - 2 min  
before bake: 10 min - 15 min

2 coats

intermediate and final flash-off: 10 min - 15 min



20 °C

60 - 65 °C

**4110 / 4120 / 4130**

12 hr - 16 hr

30 min - 40 min



Guideline for short wave IR equipment

Full power: 15 - 20 min

VOC compliant

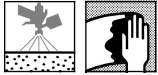
2004/42/IIB(d)(420) 420: The EU limit value for this product (product category: IIB(d)) in ready to use form is maximum 420 g/l of VOC. The VOC content of this product in ready to use form is maximum 420 g/l.

# Standofleet 2K HS Plus Clear K9360

## Product preparation - application STANDARD ANTI GRAFFITI



It is strongly recommended to use appropriate personal protection equipment during application to avoid respiratory, skin and eye irritation.



Standofleet 2K Topcoats: Surfaces must be sanded and degreased before application  
Standoblue Basecoat / Standohyd Plus Basecoat: Surfaces must be dried / flashed-off in accordance with TDS before application



Clear		Hardener		Thinner	
Volume	Weight	Volume	Weight	Volume	Weight
5	100	3	65	10 - 15 %	13 - 20
K9360		4110 (FLEET HS FAST) *		5110 (FLEET FAST)	
		4120 (FLEET HS) *		5120 (FLEET THINNER)	
		4130 (FLEET HS SLOW) *		5130 (FLEET SLOW)	

\* Good anti-graffiti properties with the mixing ratio of 5:3 by volume or 100:65 by weight

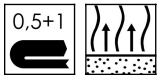


Pot life at 20°C: 1 hr 30 min



	Spray nozzle	Spray pressure	
Compliant	1.3 - 1.5	1.8 - 2.2 bar	inlet pressure
HVLP	1.3 - 1.5	0.7 bar	atomisation pressure
Membrane pump	1.1	2.5 - 3 bar	atomisation pressure
Membrane pump	1.1	0.8 - 1.3 bar	material pressure

see manufacturer's instructions



0.5 + 1

1 operation

1st: thin and closed

2nd: normal

with intermediate flash-off: 0 min - 2 min

before bake: 10 min - 15 min

2 coats

intermediate and final flash-off: 10 min - 15 min



20 °C

60 - 65 °C

**4110 / 4120 / 4130**

12 hr - 16 hr

30 min - 40 min



Guideline for short wave IR equipment

Full power: 15 - 20 min

VOC compliant

2004/42/IIB(d)(420) 420: The EU limit value for this product (product category: IIB(d)) in ready to use form is maximum 420 g/l of VOC. The VOC content of this product in ready to use form is maximum 420 g/l.



# Standofleet 2K HS Plus Clear K9360

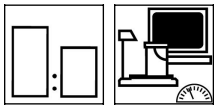
## Products

Standofleet 2K HS Plus Clear K9360

Standofleet 2K HS Hardener 4120  
Standofleet 2K HS Hardener Fast 4110  
Standofleet 2K HS Hardener Slow 4130  
Standofleet Hardener Extra Slow 4240  
Standofleet Hardener Fast 4210  
Standofleet Hardener Slow 4230  
Standofleet Hardener Standard 4220

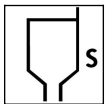
Standofleet 2K Thinner 5120  
Standofleet 2K Thinner Extra Slow 5140  
Standofleet 2K Thinner Fast 5110  
Standofleet 2K Thinner Slow 5130

## Product mix




Mixing ratios with special agents are available in the productmix table on Standowin IQ and in the specific TDS. The choice of hardener and Thinner should be made according to application temperature and size of repair.

4110	Accelerated fast hardener for small panels or for design work (stripes) 20-25°C.
4120	Standard hardener for all 2K CV products (20-25°C).
4130	Slow hardener for large surfaces and high temperatures (>30°C).
5110	Fast thinner only for small panels/areas (15-20°C).
5120	Standard CV thinner for all CV products. (20 -25°C).
5130	Slow thinner for large surfaces and high temp. (25-30°C), to avoid overspray problems.



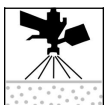
ISO 4: 53 - 65 s at 20°C  
DIN 4: 20 - 23 s at 20°C



50 - 60 µm

### Theoretical coverage

465 - 505 m<sup>2</sup>/l at 1 micron dry film thickness  
Due to different hardener characteristics and different mixing ratios of the ready-to-use mixture in some TDS versions, the theoretical coverage calculation may vary.  
Note: The practical material consumption depends on several factors, e.g. geometry of the object, surface formation, application method, spray gun setting, inlet pressure, etc.



Standofleet 2K HS Plus Clear K9360 can be overcoated with itself within 24 hours, without intermediate sanding

# Standofleet 2K HS Plus Clear K9360



Clean after use with a suitable solventbased guncleaner.

---

## Remarks

---

- Material has to be at room temperature (18-25°C) before use.
  - Allow additional time for preheating up to panel temperature.
  - Surplus ready for use material should not be returned to original can.
  - Avoid too high filmbuild, especially with dark colours, as slight mottling may occur.
  - Shake clearcoat before use.
  - Clearcoat can be immediately overcoated when baked at 60-65°C or after airdried overnight. When baked and dried overnight combined, slightly denibbing is needed.
  - Close can of hardener tightly immediately after use, as this product will react with humid air and water and lose its hardening effect.
  - 15% Stadox Plasticiser 5660 can be added to the Clearcoat. Hardener and thinner ratios are unchanged.
  - When used over Standofleet Topcoat, the topcoat should be baked or dried overnight.
  - Different gloss levels can be created by using Stadox Special Matt 5630. Mixing ratios see color tools.
  - In countries without VOC legislation Stadox Basecoat can be used as well.
- 

Consult Safety Data Sheet prior to use. Observe the precautionary notices displayed on the container.

All other products referred to in the refinish build up are from our Stadox product range. System properties will not be valid when the related material is used in combination with any other materials or additives which are not part of our Stadox product range, unless explicitly indicated otherwise.

For professional use only! The information provided in this documentation has been carefully selected and arranged by us. It is based upon our best knowledge on the subject at the date of issuance. The Information is given for information purposes only. We are not liable for its correctness, accuracy and completeness. It is up to the user to check the information with regard to up-to-dateness and suitability for his intended purpose. The intellectual property in this Information, including patents, trademarks and copyrights, is protected. All rights reserved. The relevant Material Safety Data Sheet and Warnings displayed on the product label need to be observed. We may modify and/ or discontinue operation of all or portions of this Information at any time in our sole discretion, without notice and assume no responsibility to update the Information. All rules set forth in this clause shall apply accordingly for any future changes and amendments.

