

# Standex 1K Primer Filler U3010S



**Standex 1K Primer Filler U3010S is an easy-to-use, 1K primer with filling properties that offers good corrosion protection and good adhesion. For smaller repairs and sand-through areas.**

- Certified for welding.
- 1K etch primer.
- Good corrosion protection.

**User-friendly product with good corrosion protection.**



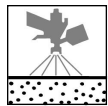
**The Art of Refinishing.**

# Standex 1K Primer Filler U3010S

## Product preparation - application STANDARD



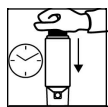
It is strongly recommended to use appropriate personal protection equipment during application to avoid respiratory, skin and eye irritation.



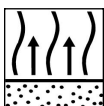

Bare steel sanded and cleaned  
Galvanised steel or soft aluminium sanded and cleaned.  
Surfaces pretreated with 2K polyester products and then finely sanded and cleaned.  
Old or original paintwork well sanded and cleaned.  
OEM Primer (e-coat), sanded and cleaned



Shake before use. (for at least 2 minutes)  
Make a spray test after shaking.



Not applicable



1 - 3 coats

with intermediate flash-off: 5 min - 10 min

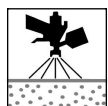


18 - 22 °C

30 min - 1 hr



P800 - P1000



2K Filler  
Standex Basecoat + Clearcoat  
2K Topcoat

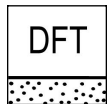
VOC compliant

2004/42/IIB(e)(840) 660: The EU limit value for this product (product category: IIB(e)) in ready to use form is maximum 840 g/l of VOC. The VOC content of this product in ready to use form is maximum 660 g/l.

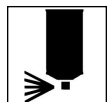
# Standex 1K Primer Filler U3010S

## Products

Standex 1K Primer Filler U3010S



10 - 30 µm



After use, hold aerosol can upside down and spray briefly to clean nozzle.

## Remarks

- Material has to be at room temperature (18-25°C) before use.
- Application distance to the substrate should be 15 until 25 cm.
- Owing to the wide variety of metal alloys and manufacturing processes, it is essential to carry out a preliminary test on the respective substrate to ensure that the pretreatment is sufficient to guarantee perfect adhesion.
- Not suitable for application on thermoplastic paintwork.
- Dry sanding only allowed for lightly denibbing.
- Do not recoat with polyester-, epoxy- or waterborne products.

Consult Safety Data Sheet prior to use. Observe the precautionary notices displayed on the container.

All other products referred to in the refinish build up are from our Standox product range. System properties will not be valid when the related material is used in combination with any other materials or additives which are not part of our Standox product range, unless explicitly indicated otherwise.

For professional use only! The information provided in this documentation has been carefully selected and arranged by us. It is based upon our best knowledge on the subject at the date of issuance. The Information is given for information purposes only. We are not liable for its correctness, accuracy and completeness. It is up to the user to check the information with regard to up-to-dateness and suitability for his intended purpose. The intellectual property in this Information, including patents, trademarks and copyrights, is protected. All rights reserved. The relevant Material Safety Data Sheet and Warnings displayed on the product label need to be observed. We may modify and/ or discontinue operation of all or portions of this Information at any time in our sole discretion, without notice and assume no responsibility to update the Information. All rules set forth in this clause shall apply accordingly for any future changes and amendments.

